

Permacote® Linacoustic® RC-HP

Fiber Glass Duct Liner with Reinforced Coating System

Description

Permacote Linacoustic RC-HP is a flexible duct liner insulation made from strong glass fibers bonded with a thermosetting resin. The airstream surface is protected with JM's exclusive Reinforced Coating system, which combines our state-of-the-art Permacote® acrylic coating with a flexible glass mat reinforcement to provide a smooth and durable airstream surface.

Factory-Applied Edge Coating

Edge coating is factory applied to the edges of the liner core, ensuring coverage of the leading edges per NAIMA/SMACNA requirements. Shop fabrication cuts may be coated with SuperSeal® Edge Treatment (refer to publication HVAC-202).

Uses

Permacote Linacoustic RC-HP insulation is specifically designed for lining sheet metal ducts in air conditioning, heating and ventilating systems, providing superior acoustical and thermal performance.

General Properties

Operating temperature (max.) – ASTM C 411	250°F (121°C)
Air velocity (max.) – ASTM C 1071	6000 fpm (30.5 m/sec)
Water repellency – INDA IST 80.6	≥7
Fungi resistance – ASTM C 1338	Does not breed or promote
Fungi resistance – ASTM G 21	No growth
Bacteria resistance – ASTM G 22	No growth

Standard Thicknesses and Packaging

Thickness		Roll Length		Roll Widths*	
in	mm	lineal feet	lineal meters	in	mm
1	25	100	31	34 to 36	864 to 914
				44 to 48	1118 to 1219
				56 to 60	1422 to 1524
				66 to 72	1676 to 1829

*Available in 1/4" (6.4 mm) increments.


Contact your Regional Sales Office for stock items and availability of special sizes.

Specification Compliance

- ASTM C 1071, Type I
- ASHRAE 62
- California Title 24
- MEA 353-93-M
- SMACNA Application Standards for Duct Liners
- NAIMA Fibrous Glass Duct Liner Installation Standard
- State of Washington Building Services Department requirements for emissions of total volatile organic compounds (TVOC) and formaldehyde (CHOH) in accordance with ASTM D 5116
- Canada: CGSB 51-GP-11M and CAN/ULC S102-M88

Green Building Attributes

GREENGUARD® certification is not intended for residential environments. Instead, the certification is intended only for buildings meeting ASHRAE 62.1-2007 commercial building ventilation rates. This certification is proof that the product meets the GREENGUARD Environmental Institute's indoor air quality standards and product emission standards for VOCs.



Surface Burning Characteristics

Permacote Linacoustic RC-HP meets the Surface Burning Characteristics and Limited Combustibility of the following standards:

Standard/Test Method

• ASTM E 84	Maximum Flame Spread Index	25
• UL 723	Maximum Smoke Developed Index	50
• NFPA 255		
• NFPA 90A and 90B		
• NFPA 259		
• CAN/ULC S102-M88		

UL labels supplied on packages when requested on order.

Advantages

Improves Indoor Building Environment. Permacote Linacoustic RC-HP improves indoor environmental quality by helping to control both temperature and sound.

Resistant to Dust and Dirt. The tough acrylic polymer Permacote coating helps guard against the incursion of dust or dirt into the substrate, minimizing the potential for biological growth.

Absorbs Disturbing Sound. Permacote Linacoustic RC-HP has exceptional sound-absorbing properties far exceeding the requirements of ASTM C 1071. Duct-transmitted noise, such as crosstalk and sound energy from air movement and mechanical equipment, is noticeably reduced.

Will Not Support Microbial Growth. Permacote coating is formulated with an immobilized EPA-registered protective agent to protect the coating from potential growth of fungi and bacteria.

Permacote Linacoustic RC-HP duct liner meets all requirements for fungi and bacterial resistance. Tests were conducted in accordance with ASTM C 1338 and ASTM G 21 (fungi testing) and ASTM G 22 (bacteria resistance testing). Detailed information is available in Johns Manville fact sheet HSE-103FS.

Note: As with any type of surface, microbial growth may occur in accumulated duct system dirt, given certain conditions. This risk is minimized with proper design, filtration, maintenance and operation of the HVAC system.

Permacote® Linacoustic® RC-HP

Fiber Glass Duct Liner with Reinforced Coating System

Cleanability. If HVAC system cleaning is required, the Reinforced Coating airstream surface may be cleaned with industry-recognized dry methods. See the North American Insulation Manufacturers Association (NAIMA) “Cleaning Fibrous Glass Insulated Air Duct Systems.”

Highly Resistent to Water. The reinforced coating surface provides superior resistance to penetration of incidental water into the fiber glass wool core.

Easy to Fabricate. Permacote Linacoustic RC-HP is lightweight and easy to handle. Clean, even edges can be accurately cut with regular shop tools.

Thermal Performance

Thickness		R-value		Conductance	
in	mm	(hr•ft²•°F)/Btu	m²•°C/W	Btu/(hr•ft²•°F)	W/m²•°C
1	25	4.3	0.76	0.23	1.31

R-value and conductance are calculated from the material thermal conductivity tested in accordance with ASTM C 518 at 75°F (24°C) mean temperature.

Sound Absorption Coefficients (Type “A” Mounting)

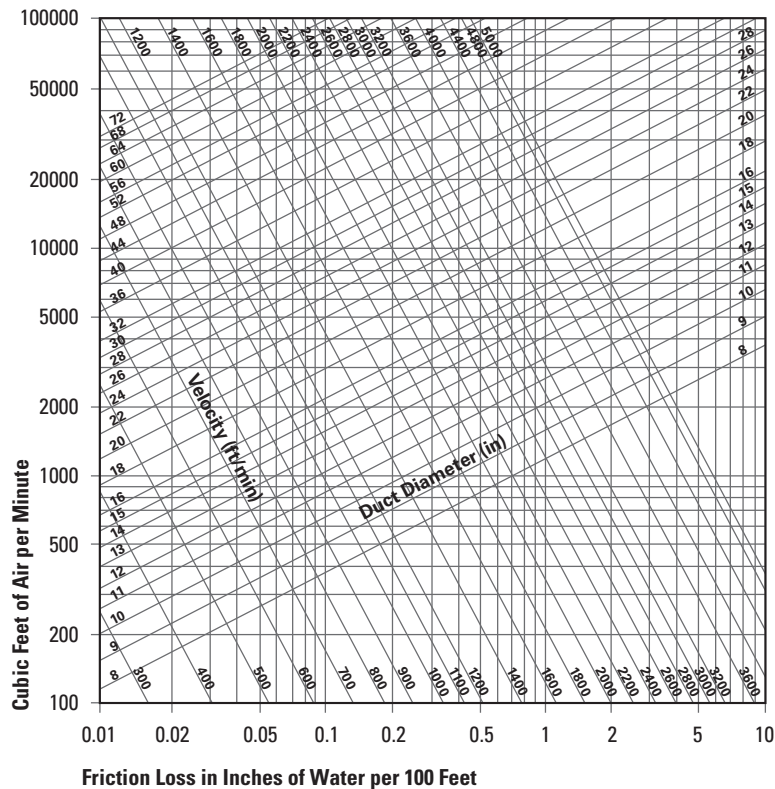
Thickness		Sound Absorption Coefficient at Frequency (Cycles per Second) of:						
in	mm	125	250	500	1000	2000	4000	NRC
1	25	0.04	0.24	0.69	0.96	1.05	1.01	0.75

Coefficients were tested in accordance with ASTM C 423 and ASTM E 795.

ISO 9000 Certification

Johns Manville mechanical insulation products are designed, manufactured and tested in our own facilities, which are certified and registered to stringent ISO 9000 (ANSI/ASQC 90) series quality standards. This certification, along with regular, independent third-party auditing for compliance, is your assurance that Johns Manville products deliver consistent high quality.

Permacote Linacoustic RC-HP Friction of Air in Straight Duct*



*Permacote Linacoustic RC-HP Liner air flow properties were tested with the material applied to galvanized sheet metal duct with mechanical fasteners in accordance to the SMACNA “Duct Liner Application Standard.”

Permacote® Linacoustic® RC-HP

Fiber Glass Duct Liner with Reinforced Coating System

Materials

Lining for Rectangular Metal Ducts. All ducts, where shown on the drawings, shall be lined with 1" (25 mm) thick Permacote Linacoustic RC-HP fiber glass duct liner with factory-applied edge coating or approved equal. The liner shall meet the Life Safety Standards as established by NFPA 90A and 90B, FHC 25/50 and Limited Combustibility and the airstream surface coating should contain an immobilized, EPA-registered, antimicrobial agent so it will not support microbial growth as tested in accordance with ASTM G 21 and G 22. The duct liner shall conform to the requirements of ASTM C 1071, with an NRC not less than 0.75 as tested per ASTM C 423 using a Type "A" mounting, and a thermal conductivity no higher than .25 Btu•in/(hr•ft²•°F) at 75°F [.036 W/m•°C at 24°C] mean temperature.

Material Handling and Storage. Permacote Linacoustic RC-HP shall be kept clean and dry during transportation, storage and installation. Care should be taken to protect the liner from exposure to the elements or damage from mechanical abuse.

Application

Installation Recommendations. All portions of duct designed to receive duct liner shall be completely covered with 1" (25 mm) thick Permacote Linacoustic RC-HP. The smooth, black, acrylic-coated surfaces of the Permacote Linacoustic RC-HP shall face the airstream. Permacote Linacoustic RC-HP shall be cut to ensure tight, overlapped corner joints. The top pieces shall be supported by the side pieces.

Permacote Linacoustic RC-HP shall be installed following the guidelines in the NAIMA "Duct Liner Installation Standard."

Permacote Linacoustic RC-HP shall be adhered to the sheet metal with full coverage of an approved adhesive that conforms to ASTM C 916, and all exposed leading edges and transverse joints shall be coated with Permacote factory-applied or field-applied edge coating and shall be neatly butted without gaps. Shop or field cuts shall be liberally coated with Johns Manville SuperSeal Edge Treatment or approved adhesive.

Metal nosings shall be securely installed over transversely oriented liner edges facing the airstream at forward discharge and at any point where lined duct is preceded by unlined duct.

When velocity exceeds 4,000 fpm (20.3 m/sec), use metal nosing on every leading edge. Nosing may be formed on duct or be channel or zee attached by screws, rivets or welds.

Permacote Linacoustic RC-HP shall be additionally secured with mechanical fasteners spaced per the schedule shown in the diagram on the back page. The pin length should be such as to hold the material firmly in place with minimum compression of the material.



Restrictions and Limitations of Use

Fiber glass liner should **not** be used in the following applications:

- In air duct systems operating above 250°F (121°C)
- In systems conveying solids or corrosive gases
- Not closer to electric coils or gas heaters than indicated by equipment manufacturer
- In ducts operating at a velocity in excess of the liner's maximum recommended velocity
- Precautions should be taken to keep liner from coming in contact with liquid water when it is installed within the first six feet (1.83 m) downstream from a fresh air intake, outside grille, in-duct humidifier or other source of water
- In contact with water drain pan or dehumidification coils

Special Applications

Unconditioned Spaces. All ducts located outside of the building or in other unconditioned areas may require a higher thermal resistance to prevent condensation or energy waste. 1½" or 2" (38 mm or 51 mm) Linacoustic® RC may be specified. (See data sheet HVAC-329 for details.)

Metal ducts must be sealed to prevent moisture and dirt from entering the system.

Special Noise Control. In plenums or duct systems with severe noise conditions or more demanding acoustical requirements, use Permacote Linacoustic RC-HP.

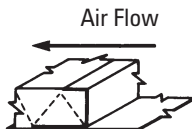
Hospitals and Medical Facilities. Duct liner can be used without any special application or installation requirements in duct systems serving general areas of the hospital. Duct liners cannot be used in duct systems supplying surgical suites, delivery rooms, intensive care units and isolation areas as listed in the American Institute of Architects "Guidelines for Construction and Equipment of Hospitals and Medical Facilities," 1996-97 Edition.

Permacote® Linacoustic® RC-HP

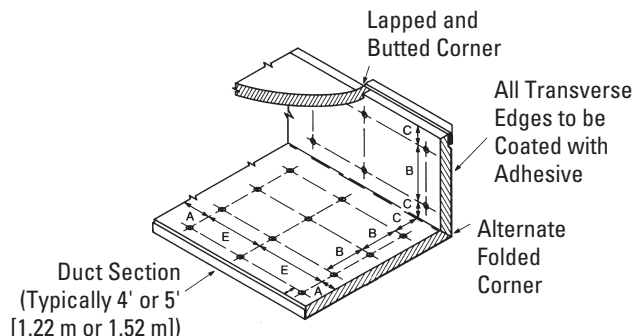
Fiber Glass Duct Liner with Reinforced Coating System

Duct Liner Installation

When velocity exceeds 4000 fpm (20.3 m/sec), use metal nosing on every leading edge. Nosing may be formed on duct or be channel or zee attached by screws, rivets or welds. A metal nosing shall also be installed at the fan discharge and at any point where lined duct is preceded by unlined duct.



The velocity-rated side of liner must face the air flow



Maximum spacing for fasteners. Actual intervals are approximate.

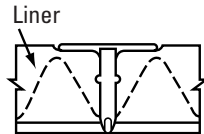
	Dimensions							
	A		B		C		D	
Velocity*	in	mm	in	mm	in	mm	in	mm
0–2500 fpm (0–12.7 m/sec)	3	76	12	305	4	102	18	457
2501–6000 fpm (12.7–30.5 m/sec)	3	76	6	152	4	102	16	406

*Unless a lower level is set by the listing agency.

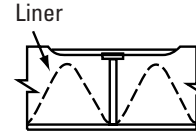
Liner adhered to the duct with 90% minimum area coverage of adhesive. Adhesive shall conform to ASTM C 916.

Shop or field cuts shall be liberally coated with SuperSeal Edge Treatment or approved adhesive.

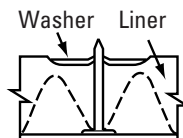
Liner Fasteners



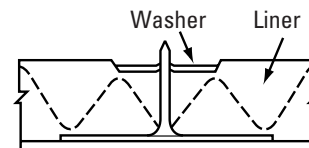
Type 1
Clinched Pin: Integral Head (Impact Applied)



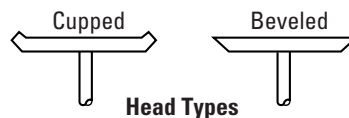
Type 2
Welded Pin: Integral Head



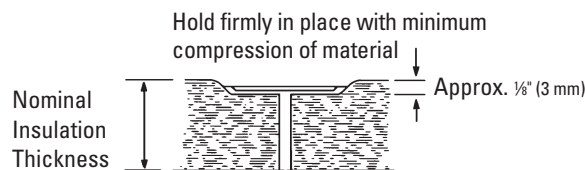
Type 3
Welded Pin: Press-on Head



Type 4
Adhered Pin: Press-on Head



Head Types



717 17th St.
Denver, CO 80202
(800) 654-3103
www.JM.com

North American Sales Offices, Insulation Systems

Eastern Region & Canada
P.O. Box 158
Defiance, OH 43512
(800) 334-2399
Fax: (419) 784-7866

Western Region & Outside North America
P.O. Box 5108
Denver, CO 80217
(800) 368-4431
Fax: (303) 978-4661

The physical and chemical properties of Permacote® Linacoustic® RC-HP Fiber Glass Duct Liner with Reinforced Coating System listed herein represent typical, average values obtained in accordance with accepted test methods and are subject to normal manufacturing variations. They are supplied as a technical service and are subject to change without notice. Numerical flame spread and smoke developed ratings are not intended to reflect hazards presented by these or any other materials under actual fire conditions. Check with the Regional Sales Office nearest you to assure current information. **All Johns Manville products are sold subject to Johns Manville's standard Terms and Conditions, including Limited Warranty and Limitation of Remedy. For a copy of the Johns Manville standard Terms and Conditions, Limited Warranty and Limitation of Remedy, and information on other Johns Manville thermal insulation and systems, call (800) 654-3103.**